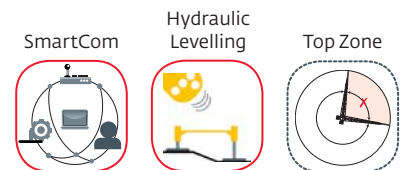
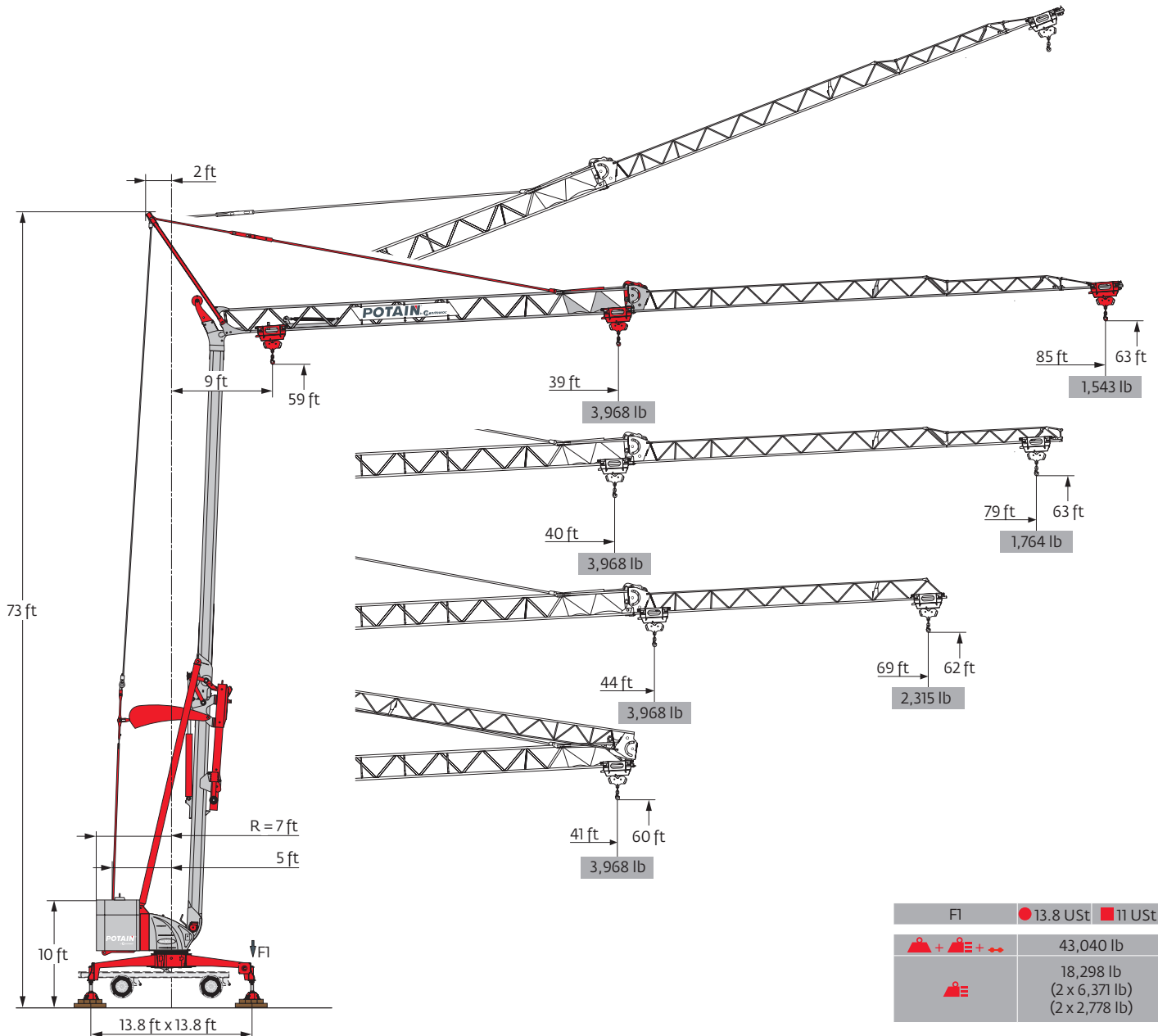
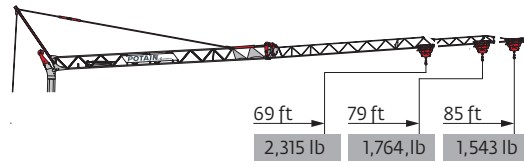



Igo MA 21

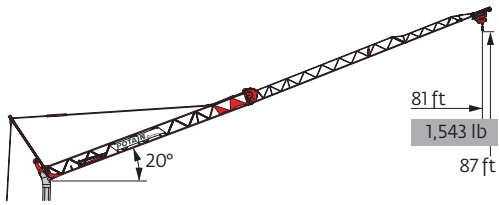


Load curves

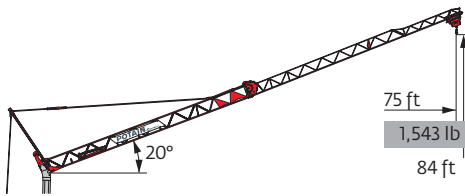


85 ft	9	▶	41	ft
▲▲▲	▼		3,968	lb
79 ft	9	▶	41	ft
▲▲▲	▼		3,968	lb
69 ft	9	▶	41	ft
▲▲▲	▼		3,968	lb

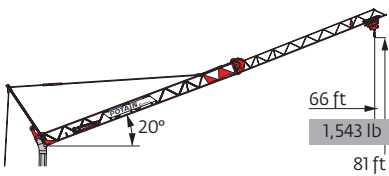
9	▶	39	43	46	49	52	56	59	62	66	69	72	75	79	82	85	ft
		3,968	3,594	3,285	3,020	2,789	2,590	2,414	2,260	2,127	2,006	1,896	1,797	1,709	1,620	1,543	lb
9	▶	40	43	46	49	52	56	59	62	66	69	72	75	79	ft		
		3,968	3,715	3,384	3,120	2,888	2,679	2,502	2,337	2,205	2,072	1,962	1,863	1,764	lb		
9	▶		44	46	49	52	56	59	62	66	69	ft					
			3,968	3,770	3,461	3,208	2,976	2,789	2,612	2,458	2,315	lb					



85 ft	9	▶	81	ft
▲▲▲	▼		1,543	lb








79 ft	9	▶	75	ft
▲▲▲	▼		1,543	lb



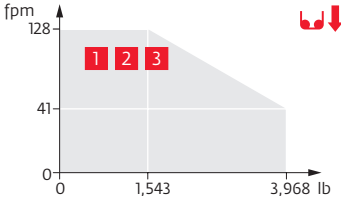
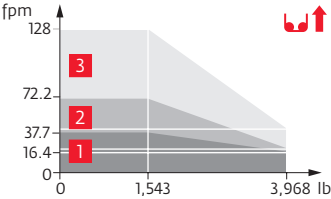
69 ft	9	▶	66	ft
▲▲▲	▼		1,543	lb

Mechanisms


230 V - 60 Hz 480 V - 60 Hz						hp	kW	
	8 LVF 9 Optima	230 V \pm 20 A 1	fpm	\uparrow 11.5	\uparrow 16.4 \downarrow 41	\uparrow 37.7 \downarrow 128	3,3	2,4
		lb	3,968	3,968	1,543			
		230 V \pm 32 A 2	fpm	\downarrow 11.5	\uparrow 21.3 \downarrow 41	\uparrow 72.2 \downarrow 128	5,2	3,8
		lb	3,968	3,968	1,543			
480 V 3	fpm	\downarrow 11.5	\downarrow 41	\downarrow 128	7,5	5,5		
lb	3,968	3,968	1,543					
	1 DVF 4	fpm	46 \rightarrow 118 (0 \rightarrow 1,543 lb) 46 \rightarrow 92 (1,543 \rightarrow 3,968 lb)			1,5	1,1	
	RVF 20	rpm	0 \rightarrow 1			1,5	1,1	

 IEC 60204-32	kVA
230 V (+6% -10%) 60 Hz 480 V (+6% -10%) 60Hz	230 V 20A : 4.6 kVA 230 V 32A : 7.4 kVA 480 V : 11 kVA

8 LVF 9 Optima

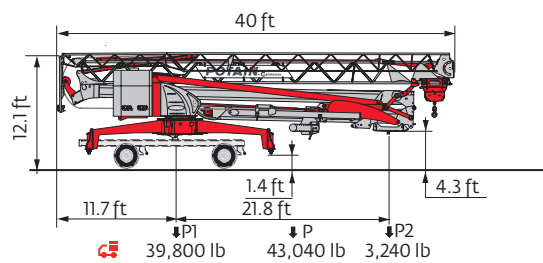
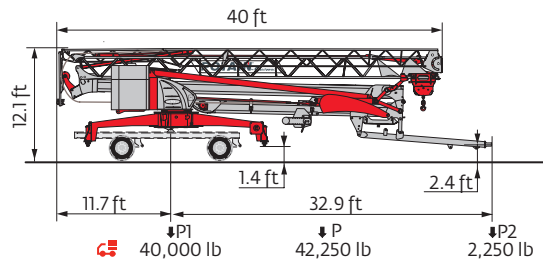


Erection



Transport

NORTH AMERICAN HIGHWAY AXLE (50 mph)



- R Rear slewing radius
- Reactions in service
- Reactions out of service
- Standard equipment
- Options
- ⚖️ Weight without load, without ballast, without transport axles, with max. jib and standard height
- ⚖️ Total ballast weight
- ↔️ Transport axles
- 🚚 Transport of crane with full ballast
- ⬆️ Hoisting
- 🚶 Trolleying
- 🌀 Slewing
- ⚡ Required power

⚠️ This commercial document is not legally binding. For any technical information, please refer to the corresponding instructions.



RMC
ROCKY MOUNTAIN CRANE
208-696-1476
14032 HWY 55
McCall, ID 83638
rockymtncranes.com



© 2018 The Manitowoc Company, Inc.
www.manitowoc.com